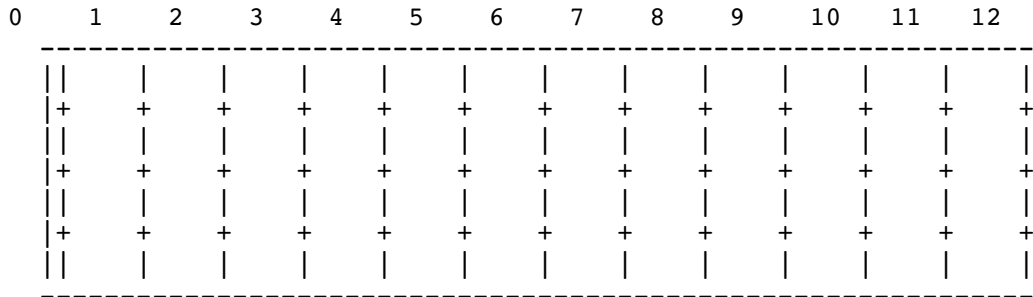



- (5) Write these note names wherever they occur on the fretboard below. Don't forget open strings (fret 0)!

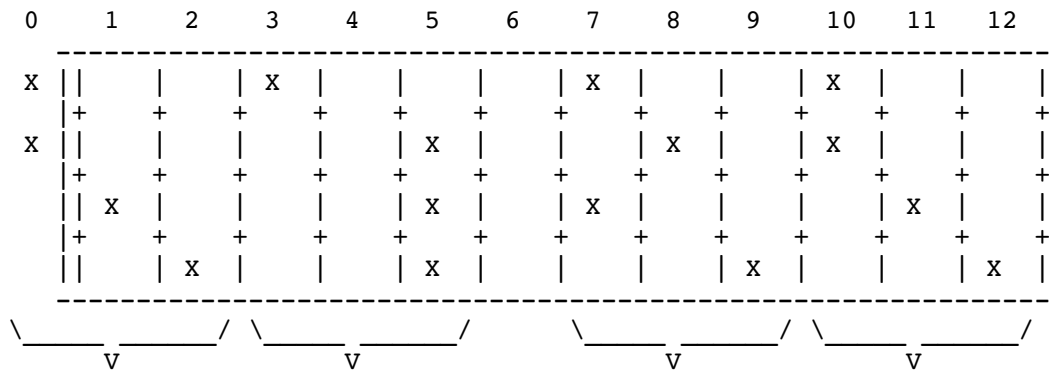


- (6) Do some of the shapes that these notes make look familiar? Try to find shapes that look like the following chords:



Circle these shapes on the fretboard above.

- (7) What chords are shown below? Identify the shape, count how many frets the shape was moved to the right, and calculate the chord's name. The first one has been started for you.



_____/\	_____/\	_____/\	_____/\
v	v	v	v
Shape: Bb	Shape: ___	Shape: ___	Shape: ___
Offset: -1	Offset: ___	Offset: ___	Offset: ___
Chord: ___	Chord: ___	Chord: ___	Chord: ___